



We Can Do Better

Child Abuse and Neglect Deaths in America



EMBARGOED UNTIL OCTOBER 21, 2009 – 12:01 A.M. (ET)

EVERY CHILD *matters*
education fund
Washington D.C.

Introduction

This is a report sure to sadden - and perhaps to anger. How could it be otherwise when we look at the innocent faces of children whose lives were cut short by abuse or neglect?

According to official federal statistics, 10,440 children died from child abuse and neglect during the 2001-2007 period examined in this report. Additionally, several studies have concluded there actually is significant undercounting of maltreatment deaths and that the true number may be several thousands more over the 2001-2007 period than the 10,440.

Much can be done to reduce these child abuse and neglect deaths. There exists a vast body of knowledge about healthy child growth and development, including how to prevent abuse in the first place, and how to protect children from further harm if abuse should occur. But the sheer amount of child abuse and neglect in America—already more than 20 million reports of maltreatment made to government agencies in this decadeⁱ—is certain evidence that, despite the best efforts of the many who work daily to address this problem, we continue to fall far short in applying our knowledge.

The preventable deaths of at least 10,000 children in a seven-year period demand the attention of policy makers and elected officials at all levels. And while the day to day direct responsibility for the protection of at-risk children rests with thousands of local and state child protection agencies, law enforcement, and courts across the country, their efforts could be greatly strengthened by expanding federal planning, coordination, and funding aimed at reducing child deaths.

President Obama and the 111th Congress already have shown strong interest in child well-being in their early policy and budget decisions. Now they must beef-up federal involvement in addressing what is assuredly a matter of homeland insecurity for thousands of the nation’s tiniest citizens. We hope that the sad fate of the children in this report will help spark a national review of the nation’s child protection system—and will lead to new federal policies and resources for safeguarding the children who depend on us.

Michael Petit
President, Every Child Matters

EMBARGOED UNTIL OCTOBER 21, 2009 – 12:01 A.M. (ET)

Each year our country fails to protect thousands of children in desperate circumstances, circumstances which sadly end only with their deaths.

Here are 51 who met this fate.ⁱⁱ

Alabama



6-month-old Phoenix Jordan Cody-Parrish was beaten to death in December 2004.

Deaths 2001-07 157

Alaska



5-month-old Kaydence Lewinski died in 2007 after being shaken and beaten.

Deaths 2001-07 16

Arizona



5-year-old autistic Brandon Williams died in March 2007 from an inflicted fractured skull.

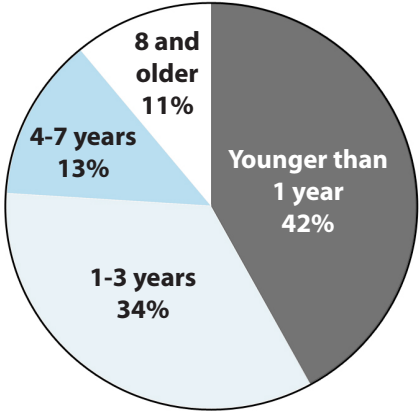
Deaths 2001-07 137

EMBARGOED UNTIL OCTOBER 21, 2009 – 12:01 A.M. (ET)

Child Abuse Deaths are Preventable. The President and Congress Must Elevate the Protection of Children to a National Priority if Children Facing Mortal Danger Are To Be Protected

The official number of children killed from abuse or neglect nationwide in 2007 is 1,760. In 2001, the total was 1,300.ⁱⁱⁱ Three-quarters of the children are under four. The current systems of child protection are stretched too thin to protect these children. Between 2001-2007, the official number of child abuse and neglect fatalities was 10,440.^{iv} The U.S. Department of Health and Human Services has reported an increasing number and rate of fatalities.^v In thousands of these cases, people reported the danger facing the child to authorities. For a variety of reasons—especially child protective agency budgets and staff capacity stretched dangerously thin in comparison to the problem—the response to these warnings failed the child. Now a harsh economy combined with a steadily weakened safety net in many states—including unprecedented slashes in child protection spending in some states—threaten to put even more children at risk.

Child Abuse and Neglect Fatality Victims by Age 2001-2007^{vi}



The direct administration of protective services to children at risk of imminent harm properly rests with state and local governments. But with a long history of inadequate funding for child protection and severe budget crises at the state and local levels threatening public safety, the federal government alone possesses the authority and resources to ensure equal protection to children all across the country.

It remains a little known fact that the federal government already provides nearly half of the funds

in the formal child welfare system and much of the statutory framework. The federal government is also legally obligated to evaluate each state’s child protection performance and to prescribe recommendations for improvement. But, as presently constructed, neither federal funding nor federal oversights are at levels sufficient to protect all children who require it.

The Actual Number of Child Fatalities Is Unknown but Is Believed to Be Much Higher than Official Statistics

Well-documented research suggests the number of children who die from abuse and neglect is considerably higher than official government statistics.^{vii} Here’s how the federal government defines maltreatment deaths:

“Fatal child abuse may involve repeated abuse over a period of time (e.g., battered child syndrome), or it may Involve a single, impulsive incident (e.g., drowning, suffocating, or shaking a baby). In cases of fatal neglect, the child’s death results not from anything the caregiver does, but from a caregiver’s

failure to act. The neglect may be chronic (e.g., extended malnourishment) or acute (e.g., an infant who drowns after being left unsupervised in the bathtub).”^{viii}

Using this definition, several peer-reviewed studies conclude that there is a significant undercount of child maltreatment deaths. This is mainly due to what some researchers believe to be the improper classification of many maltreatment deaths as “unintentional injury death,” deaths such as those caused by drowning, fire, suffocation, and poisoning. Upon examination of the circumstances underlying such deaths by forensic, medical and maltreatment experts—particularly If conducted by multi-disciplinary teams—the percentage of cases re-classified as maltreatment-related may comprise 50% or more of the unintentional injury deaths attributed to other causes on death certificates.^{ix} The vast majority of these re-classified deaths are associated with inadequate supervision of children, often rising to the level of neglect.

If the research is correct about this “under-ascertainment” of maltreatment-related deaths, if it holds roughly true nationwide, then thousands

Arkansas



6-month-old Rihanna Robinson was strangled in February of 2009.

Deaths 2001-07 113

California



12-year-old Christopher Cejas died after being starved and beaten in August 2002.

Deaths 2001-07 763

Colorado



7-year-old Chandler Grafner died of starvation and dehydration in May 2007.

Deaths 2001-07 179

Connecticut



2-year-old Alex Nathan Murphy was shaken to death in November of 2007.

Deaths 2001-07 50

District of Columbia



12-month-old Selena McDonald was beaten to death in January 2004.

Deaths 2001-07 55

Delaware



14-month-old Jaylah Salam died from blunt force trauma in February of 2009.

Deaths 2001-07 4

EMBARGOED UNTIL OCTOBER 21, 2009 – 12:01 A.M. (ET)

EMBARGOED UNTIL OCTOBER 21, 2009 – 12:01 A.M. (ET)

of additional children should be included in the official maltreatment death toll from 2001-2007. What explains the undercount? There are a variety of reasons, including different state definitions of what constitutes a child abuse and neglect death, data collection methodologies, inconsistent record-keeping across the country, and who it is that actually determines the cause of death.

For example, a local child protective services agency opens a case involving child neglect. But because the mother agrees to treatment, the agency decides to leave the child home.^x However, the mother continues her drug use and one afternoon passes out in her apartment. Meanwhile, her two-year-old child plays unsupervised on a street and is struck by a car. In most states the death is recorded as a pedestrian accident, not the child neglect-related death that the federal definition would suggest it is.

A promising development in determining the amount of maltreatment deaths has been the creation of state child death review teams. In virtually all states there is a team which exists to review child deaths and determine their cause, including deaths from child

abuse and neglect. The information resulting from this multi-disciplinary team process provides invaluable data which can shape public health, law enforcement, and child welfare policy and practice. The teams vary in their capacity to conduct their activities. Some are well-funded and give each case the attention required; many don't have the necessary resources. The review teams agree on the need for stronger efforts to prevent child abuse and neglect deaths. In the words of one state's team manager: "For conditions that are 100% preventable, we do a very poor and extremely fragmented job at preventing child maltreatment, as well as protecting those being maltreated."^{xi}

Reported Child Deaths 2001-2007^{xii}

	Reported
2001	1,300
2002	1,400
2003	1,300
2004	1,490
2005	1,460
2006	1,530
2007	1,760
Total	10,440

Child Abuse and Neglect Fatalities
Flow from Extensive Child Maltreatment
in the U.S.

Nearly 20 million annual reports of abuse and neglect have been made to official state child protection agencies in this decade. And while 'only' a third or so of these reports were initially substantiated as abuse or neglect, it is often just a matter of time before many of the unsubstantiated cases also reveal themselves to be true as new reports involving the same family continue to be made to the child protection agency.^{xiii} There is no evidence which suggests that intentionally false reports alleging maltreatment are a serious issue. The reality is that child abuse and neglect in our culture are common.

Furthermore, state reporting to the federal government—required by law—remains uneven: since 2001, 24 states did not report child abuse and neglect numbers for at least one of the years in the Department of Health and Human Services annual Child Maltreatment report, and some did not report at all.^{xiv} Even without complete state data, the official numbers of children reported abused or neglected are

staggering. Additionally, incidence studies of abuse and neglect conducted for the federal government suggest that the actual occurrences of maltreatment may be three times greater than the number of reports made to state child protection agencies.

Reported Child Abuse and Neglect
2001-2007^{xv}

	Reported
2001	2,673,000
2002	1,701,780
2003	1,390,300
2004	2,043,523
2005	2,176,425
2006	2,271,160
2007	2,085,443
TOTAL	14,341,661

Florida



3-year-old Zahid Jones was beaten to death in May 2007.

Deaths 2001-07 785

Georgia



11-year-old Joella Reaves died of blunt force trauma in November 2003.

Deaths 2001-07 446

Hawaii



5-year-old Talia Emoni died as a result of "battered child syndrome" in July 2005.

Deaths 2001-07 32

EMBARGOED UNTIL OCTOBER 21, 2009 – 12:01 A.M. (ET)

Idaho



6-year-old autistic Elizabeth Goodwin drowned in October 2002.

Deaths 2001-07 14

Illinois



13-year-old Shavon Miles was bludgeoned with a 2-by-4 in August 2007.

Deaths 2001-07 495

Indiana



7-year-old Adrian Norris, II was starved to death and set on fire in January 2003.

Deaths 2001-07 354

EMBARGOED UNTIL OCTOBER 21, 2009 – 12:01 A.M. (ET)

Of the 721, 646 children confirmed abused and neglected in 2007:

- 60% did not receive proper food, clothing, shelter, hygiene, education, medical care or protection.
- 13% suffered from multiple maltreatments.
- 11% were physically abused.
- 8% were sexually abused.
- 4% suffered from emotional abuse.
- 1% suffered from medical neglect.
- 4% suffered from other mistreatment such as abandonment, threats, and congenital drug addiction.^{xvi}
- 50% or more of child abuse and neglect cases are associated with alcohol or drug abuse by parents.^{xvii}

Of the millions of children reported abused or neglected each year, several thousand are in life threatening situations. The present systems of child protection successfully intervene in many of these situations, and further harm to a child is prevented. But for nearly 2,000 children, whatever response may be generated is too little, too late, and children die.

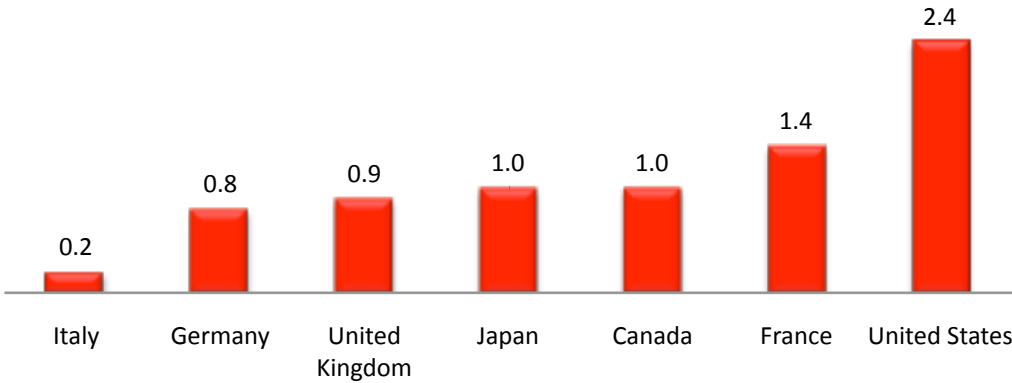
Many More American Children Die from Abuse and Neglect Than Do Children in Other Advanced Countries

Among the rich democracies, the U.S. child abuse death rate is 3 times higher than Canada’s, and 11 times higher than Italy’s.^{xviii}

What accounts for the differences? Among other things, teen pregnancy, violent crime, imprisonment, and poverty rates are much lower in these countries. Further, their social policies in support of families are much greater and typically include child care, universal health insurance, paid parental leave, visiting nurses, and more—all things which together can prevent child abuse and neglect in the first place.

The U.S. invests only modestly in similar preventive measures compared to the needs of the most vulnerable families. This serious social policy lapse creates an environment where child abuse and neglect are common—where preventable maltreatment fatalities are inevitable.

Child Abuse Fatalities in Rich Democracies (per 100,000 children)



It Is Largely an Accident of Geography Whether Abused or Neglected Children Receive the Full Protection They Need

As hard as they may try, no states are in full compliance with federal child welfare standards.^{xix} No matter, state child protection reform efforts, often stemming from federal reviews and evaluations, have fueled many positive changes in state child protection practices in recent years.

But the combination of millions of children in harm’s way and inadequate resources leaves many states stretched too thin to protect all children who need it. Accordingly, it is unlikely that states will come into compliance with all federal standards anytime soon, especially in view of severe state budget woes. But some states do protect children better than others. For example, in 2007 the child abuse and neglect fatality rate in the bottom state was 16 times that in the top state.^{xx} And some states are willing to spend much


Iowa



8-month-old Antwaun Williams died of head trauma in February 2008.

Deaths 2001-07 74

Kansas



9-year-old Brian Edgar died of asphyxiation after being bound with tape in December 2002.

Deaths 2001-07 42

Kentucky



10-year-old Michaela Watkins was beaten to death in March of 2007.

Deaths 2001-07 210

Louisiana



6-year-old twins Samuel and Solomon Simms were strangled to death in 2007.

Deaths 2001-07 216

Maine



5-year-old Logan Marr died of asphyxiation after being bound with duct tape in January 2001.

Deaths 2001-07 13

Maryland



11-year-old Irvin Harris was stabbed to death in July 2006.

Deaths 2001-07 143

EMBARGOED UNTIL OCTOBER 21, 2009 – 12:01 A.M. (ET)

EMBARGOED UNTIL OCTOBER 21, 2009 – 12:01 A.M. (ET)

more to protect children—as much as 12 times more per capita.^{xxi} (Refer to chart below.)

Although a clear correlation has not been established on how much states spend on child protective services

and their child abuse and neglect death rates, states which do allocate more funds are more likely to investigate all abuse and neglect reports, not just some, because social workers have more manageable workloads. They also are more likely to retain staff;

Spending to Protect Children^{xxii}

Top Five	State	Child Welfare Spending	Population	Per Capita
	Rhode Island	\$194,549,091	1,072,859	\$181.34
	Pennsylvania	\$1,702,795,124	12,348,618	\$137.89
	Alaska	\$85,368,304	661,661	\$129.02
	Vermont	\$78,159,179	618,794	\$126.31
Bottom Five	California	\$4,328,207,000	35,721,991	\$121.16
	Arkansas	\$98,705,298	2,742,898	\$35.99
	Nevada	\$79,271,463	2,329,960	\$34.02
	Maine	\$41,723,996	1,308,892	\$31.88
	Mississippi	\$83,187,283	2,886,860	\$28.82
	South Carolina	\$61,841,677	4,201,437	\$14.72

* See remainder of chart in Appendix 1 on page 17.

invest heavily in training; provide timely mental health, substance abuse treatment, and other services; and to prosecute serious abusers. Some states have much less capacity to conduct such activities, and state budget problems are weakening already under-funded systems of child protection. Such huge variations in capability among the states and their thousands of child protection offices across the country can translate directly into whether children live or die.

Many Child Protection Workers Frequently Lack the Resources and Training They Need

Child protection work is labor intensive, difficult, and emotionally stressful. The consequences of the decisions that child protection workers must make can be enormous: leave a child in harm’s way, for example, or exercise powerful state authority that can result in the termination of parental rights. When trained and experienced staffs have access to experienced supervisors and to timely services such as mental

health, substance abuse treatment, police back-up, and emergency shelter, children are much more likely to be protected, and abusive parents are much more likely to learn how to care for their children safely.

Recruiting and retaining highly trained social workers is a must. A major factor in retention is workload size. Children inevitably fall through the cracks when child protection workers have unmanageable workloads, leaving workers frustrated. Caseload ratios in some jurisdictions are as high as 60 or more,^{xxiii} even while national standards recommend 12 or fewer cases per worker. Another factor in recruitment is compensation. Starting salaries under \$30,000 for child protection workers are not uncommon, and rarely do they rise above \$50,000—modest sums in view of the important jobs they are asked to do.^{xxiv}

Further, while child protection workers are the most prominent “first responders” to child abuse and neglect, there are many others on the front lines who also may be involved, including education, law enforcement, and health professionals. Often, these

Massachusetts



4-year-old Rebecca Riley died from an overdose of three medications in December 2006.

Deaths 2001-07 70

Michigan



5-year-old Rose Kelley died from liver disease likely brought on by malnutrition and overuse of acetaminophen in June 2006.

Deaths 2001-07 49

Minnesota



4-year-old Demond Reed was beaten, resulting in a trauma induced seizure. He died in February 2008.

Deaths 2001-07 103

Mississippi



14-month-old Tykiriah McClendon was killed by blunt force trauma in October of 2008.

Deaths 2001-07 81

Missouri



2-year-old Alyssa Eickmeier died from a skull fracture after being thrown in October 2006.

Deaths 2001-07 314

Montana



2-year-old James Many White Horses was beaten to death and put in the trunk of a car in May 2008.

Deaths 2001-07 17

groups lack training and support for fulfilling their own obligations to report abuse and neglect and to protect children.

To protect children at high risk of life-threatening abuse and neglect, the official child protective services agencies and law enforcement must collaborate. Child protective workers are best able to focus on the needs of the child, and law enforcement personnel are essential when confronting serious abusers. Written

protocols and joint training between child protective services and law enforcement are essential for protecting children. Such collaborative efforts are much better developed in some jurisdictions

than others, including those served by children’s advocacy centers.

Restrictive Confidentiality Laws Shield the Press, Elected Officials and the Public from Shortcomings in the Child Protection System

Originally intended to protect living child victims from publicity, confidentiality laws have become a hindrance to a better public understanding of child abuse and neglect fatalities.^{xxv} Sometimes used to shield the public from the details of a child’s death, confidentiality laws also interfere with journalists gathering and reporting facts about the incident. Even lawmakers are sometimes denied access to information surrounding an individual case, information that is critical to strengthening the child protection system. The withholding of such information benefits no one.

Stories about child abuse and neglect deaths are often reported in local papers, especially if a child’s situation was brought to the attention of authorities. Frequently, however, these reports reveal little about how the formal child protection system performed in a fatality case. Instead they may focus on the seeming

inadequacy of the child protective worker in the case, and often they prompt a call for both the worker and agency administrator to be fired. This response does little to address the underlying systemic problem.

The national press generally limits its maltreatment coverage to the most sensational child deaths. It provides virtually no press coverage of the federal government’s role in the prevention of child abuse and neglect fatalities. And it is rare to see members of Congress or senior Administration officials speaking to the issue.

Stopping Child Abuse and Neglect Fatalities Requires Fighting Child Poverty

While strengthening the formal child protective services system has the highest immediate promise for safeguarding children in dangerous situations, there are millions of children in marginal homes who are at daily risk of harm. Reducing this risk will reduce fatalities—and the need for protection in the first place.


Reducing risk also poses an enormous economic challenge because, while child abuse occurs in all socioeconomic ranks, it lands hardest on children in the poorest families. In fact, poverty is the single best predictor of child abuse and neglect, and no wonder in view of the family stress often accompanying poverty. One study found that a child living in a family with an annual income of \$15,000 or less was 22 times more likely to be abused than one in a family with an income of \$30,000 or more.^{xxvi}

One in five American children, over 14 million, still live in poverty.^{xxvii} Conditions that are still widespread in the U.S., i.e., teen parenthood, violence, mental illness, substance abuse, imprisonment, unemployment, low education, and poor housing, are all disproportionately associated with poverty and often wreak havoc on poor families and children.

Most fatality victims are very young and very poor. In 2007, 75% were four or younger, and almost half were under age one. As noted in the federal Department of Health and Human Services’ report Child Abuse and

There is virtually no press coverage of the federal government’s role in the prevention of child abuse.

Nebraska



20-month-old Nathaniel Saunsoci-Mitchell died of brain injuries and other abuse caused in September 2006.

Deaths 2001-07 86

Nevada



3-year-old Crystal Figueroa was beaten to death and dumped in a trash bin in January 2006.

Deaths 2001-07 64

New Hampshire



21-month-old Rylea Belonga died from brain injuries sustained from severe abuse in January 2006.

Deaths 2001-07 14

New Jersey



7-year-old Faheem Williams died from starvation and blunt trauma in January 2003.

Deaths 2001-07 226

New Mexico



5-month-old Brianna Lopez was raped and thrown, and she died in July 2002.

Deaths 2001-07 53

New York



7-year-old Nixzmary Brown died from torture and starvation in January of 2006.

Deaths 2001-07 523

EMBARGOED UNTIL OCTOBER 21, 2009 – 12:01 A.M. (ET)

EMBARGOED UNTIL OCTOBER 21, 2009 – 12:01 A.M. (ET)

Neglect Fatalities: Statistics and Interventions, “these children are the most vulnerable for many reasons, including their dependency, small size, and inability to defend themselves.” Further, 70% of the fatalities involved a parent as perpetrator. And often the abuser is a poor “...young adult...without a high school diploma...depressed... [who] has experienced violence first hand.”^{xxviii}

We know a great deal about preventing abuse and neglect and stopping related fatalities. When provided with support services and appropriate supervision, the vast majority of potentially abusive and neglectful parents can learn to safely care for their children. And many abused children who get help are resilient enough to overcome their history. But for many, the outcome is predictable: when childhood goes wrong, adulthood goes wrong, and the sad story of abuse, including death, repeats itself from one generation of troubled families to the next.

Children at Grave Risk of Being Killed Require Protection from Their Government

We need a national approach for protecting children because of the heavy toll exacted from the nation caused by child abuse and neglect—thousands killed, millions of lives ruined, costs of more than \$100 billion a year.

While it is too late to help the children shown in this report, we can honor their memories by vowing to protect every child in danger.

Yet even with broad public support for protecting every child from harm, the nation’s present commitment of resources, laws, and policies is too little.

We can overcome inadequate funding for child protective services and wide variations in capacity among states only by enacting federal policy committed to protecting children no matter where they live.

Cost of Child Abuse^{xxix}

DIRECT COSTS		
Category	Annual Total	Daily Total
Hospitalization	\$6,625,959,263	\$18,153,313
Mental Health Care System	\$1,080,706,049	\$2,960,838
Child Welfare Services System	\$25,361,329,051	\$69,483,093
Law Enforcement	\$33,307,770	\$91,254
INDIRECT COSTS		
Category	Annual Total	Daily Total
Special Education	\$2,410,306,242	\$6,603,579
Juvenile Delinquency	\$7,174,814,134	\$19,657,025
Mental Health and Health Care	\$67,863,457	\$185,927
Adult Criminal Justice System	\$27,979,811,982	\$76,657,019
Lost Productivity to Society	\$33,019,919,544	\$90,465,533

Call to Action: Stop Child Abuse and Neglect Deaths

Building upon the best of current child protection systems, the government should develop a strategy for stopping maltreatment deaths. It should include public health and social services aimed at strengthening

families and preventing maltreatment in the first place: home visiting, substance abuse and mental health treatment, teen pregnancy prevention, pre-natal care and other policies proven to work.

- Current levels of federal spending are far below the level needed to protect all children at imminent risk

North Carolina



13-year-old Tyler McMillan died in June 2008 of dehydration and heat stroke after being tied to a tree overnight.

Deaths 2001-07 26

North Dakota



4-month-old Reese Coleman died of brain damage after being severely shaken in February 2006.

Deaths 2001-07 29

Ohio



17-month-old Jaydon Hoberg was raped and beaten to death in July 2006.

Deaths 2001-07 449

EMBARGOED UNTIL OCTOBER 21, 2009 – 12:01 A.M. (ET)

Oklahoma



4-year-old Christopher Barnard was beaten to death in April 2008.

Deaths 2001-07 269

Oregon



4-year-old Adrianna Romero Cram was beaten to death in June 2005.

Deaths 2001-07 123

Pennsylvania



3-year-old Kavannah Salvador was beaten to death in February 2008.

Deaths 2001-07 308

EMBARGOED UNTIL OCTOBER 21, 2009 – 12:01 A.M. (ET)

of harm. \$3 billion to \$5 billion in additional funds are required, for example, to allow child protective workers and other frontline personnel to have smaller caseloads and better training, and to provide a wide array of public health and social services to help at risk families.

- In consideration of expanded federal spending, states should be required to adopt national standards, drawn from existing best practices and policy, for protecting children.
- Congress should modify confidentiality laws to allow policy makers, the press, and the public to understand better what protection policies and practices need to be improved in the aftermath of a child's death.
- The Department of Health and Human Services should standardize definitions and methodologies

used to collect data related to maltreatment deaths and should require states to provide such data in order to receive federal funds. Further, state child death review teams should be adequately funded.

- The Department of Health and Human Services, in cooperation with state child protective and public health agencies, should conduct a public education campaign to encourage reporting of child abuse and neglect, and to enlist communities in the protection of children.
- To better protect children at imminent risk of severe harm, the federal government, led by the Departments of Justice and Health and Human Services, and in cooperation with states, should adopt a model protocol for assuring that civil and criminal legal proceedings are closely coordinated between child protection and law enforcement agencies.

Rhode Island



6-week-old Naomi McCoy died in 2006 from blunt force trauma.

Deaths 2001-07 15

South Carolina



6-year-old Chaquise Gregory was beaten to death in 2005.

Deaths 2001-07 141

South Dakota



21-month-old Tanner Jurisch died of brain injuries after being thrown at his crib in January 2007.

Deaths 2001-07 28

Tennessee



13-month-old Jordan Holland died after he was punched in October 2008.

Deaths 2001-07 170

EMBARGOED UNTIL OCTOBER 21, 2009 – 12:01 A.M. (ET)


Texas



7-year-old William Weschke was killed by blunt force head trauma in February 2008.

Deaths 2001-07 1509

Utah



2-year-old Jayden Cangro died after he was thrown across a room in July 2006.

Deaths 2001-07 76

Vermont



1-month-old Angelo MacEwan died from blunt impact to the head in December 2007.

Deaths 2001-07 5

Virginia



13-year-old Alexis Agyepong-Glover was drowned in January 2009.

Deaths 2001-07 194

Washington



4-year-old Summer Phelps was tortured and killed in March 2007.

Deaths 2001-07 104

West Virginia



2-year-old Logan Goodall was sexually abused and killed in September 2005.

Deaths 2001-07 130

Wisconsin



19-month-old Alicia Burgess was suffocated in May 2007.

Deaths 2001-07 102

Wyoming



13-month-old Ariana Martin was beaten to death in April 2008.

Deaths 2001-07 21

EMBARGOED UNTIL OCTOBER 21, 2009 – 12:01 A.M. (ET)

APPENDIX 1

Spending to Protect Children^{xxii}

State	Child Welfare Spending	Population	Per Capita
Minnesota	\$563,624,754	5,085,626	\$110.83
Iowa	\$324,807,686	2,946,009	\$110.25
New York	\$2,067,066,079	19,258,479	\$107.33
Massachusetts	\$658,817,795	6,433,676	\$102.40
Connecticut	\$348,824,308	3,481,890	\$100.18
Illinois	\$1,243,211,566	12,680,053	\$98.04
Colorado	\$451,511,097	4,609,264	\$97.96
Nebraska	\$166,017,977	1,743,954	\$95.20
Missouri	\$528,143,059	5,744,753	\$91.93
Oregon	\$323,589,392	3,583,027	\$90.31
Kentucky	\$367,994,212	4,139,859	\$88.89
Kansas	\$229,779,303	2,730,828	\$84.14
Ohio	\$931,897,411	11,452,808	\$81.37
Michigan	\$809,789,367	10,102,720	\$80.16
Maryland	\$438,887,488	5,537,662	\$79.26
Tennessee	\$451,524,310	5,912,063	\$76.37
West Virginia	\$137,724,395	1,804,618	\$76.32
Hawaii	\$94,984,135	1,254,172	\$75.73
North Dakota	\$44,869,152	636,814	\$70.46
Washington	\$432,948,513	6,189,869	\$69.94
Wisconsin	\$384,937,354	5,510,199	\$69.86
New Hampshire	\$88,587,041	1,294,285	\$68.44
Indiana	\$405,393,440	6,218,863	\$65.19
South Dakota	\$48,147,301	774,129	\$62.20
Alabama	\$278,097,807	4,508,540	\$61.68
Delaware	\$49,474,343	827,671	\$59.78
New Jersey	\$507,810,949	8,641,235	\$58.77
Oklahoma	\$203,121,755	3,516,552	\$57.76
Arizona	\$322,184,769	5,744,367	\$56.09
Wyoming	\$27,281,167	503,258	\$54.21
Utah	\$127,707,298	2,430,841	\$52.54
Florida	\$896,972,828	17,342,623	\$51.72
Montana	\$46,020,588	926,721	\$49.66
Georgia	\$441,987,629	8,921,371	\$49.54
New Mexico	\$93,287,365	1,892,182	\$49.30
Louisiana	\$215,250,308	4,487,966	\$47.96
North Carolina	\$368,145,619	8,538,378	\$43.12
Idaho	\$59,274,405	1,391,751	\$42.59
Texas	\$836,728,011	22,454,811	\$37.26
Virginia	\$277,983,054	7,464,033	\$37.24

SOURCES

Fatalities Child Maltreatment. (2007). Retrieved May 18, 2009, from Administration for Children and Families: <http://www.acf.hhs.gov/programs/cb/pubs/cm06/chapter4.htm#child>

ⁱⁱ All of these children died at the hands of family members or other caretakers to whom they were entrusted. Because of the possibility that criminal prosecution continues in some of these cases, we have chosen to omit the identification of the perpetrators, alleged or convicted. Additional information may be available upon request.

ⁱⁱⁱ *Fatalities Child Maltreatment*. (2007). Retrieved May 18, 2009, from Administration for Children and Families: <http://www.acf.hhs.gov/programs/cb/pubs/cm06/chapter4.htm#child>

iv *ibid*^v *ibid*

^{vi} US Department of Health and Human Services Administration for Children, Youth and Families. (2009, April). Retrieved May 18, 2009, from Child Abuse and Neglect Fatalities: Statistics and Interventions: www.childwelfare.gov

^{vi} Herman-Giddens, M. E., Brown, G., Verbiest, S., et al. (1999). Underascertainment of Child Abuse Mortality in the United States. *JAMA*, 282, 463-467. Cotton, E. E. (2006). *Administrative Case Review Project, Clark County Nevada*. Retrieved May 18, 2009, from http://www.youthlaw.org/fileadmin/ncyl/youthlaw/litigation/Clark_K.2/Ed_Cotton_Report.pdf. Crume, T. L., DiGiuseppe, T. B., Sirotnak, A. P., & Garrett, C. J. (2002). Underascertainment of Child Maltreatment Fatalities by Death Certificates, 1990-1998. *Pediatrics*. Herman-Giddens, et al estimate actual child abuse and neglect deaths to be as high as three times the national reported amount; similarly Cotton, et al and Crume, et al found the actual number of deaths to be twice that reported.

viii US Department of Health and Human Services Administration for Children, Youth and Families. (2009, April). Retrieved May 18, 2009, from Child Abuse and Neglect Fatalities: Statistics and Interventions: www.childwelfare.gov

¹⁵ Schnitzer, P. G., Covington, T. M., Wirtz, S. J., Verhoek-Oftedahl, W. P., & Palusci, V. J. (2008). Public Health Surveillance of Fatal Child Maltreatment: Analysis of 3 State Programs. *American Journal of Public Health*, 296-303.

Child Protective Services—CPS—is the name given to those government agencies officially charged with investigating child abuse and neglect reports. Each state has a CPS agency and each state CPS agency has many field offices, sometimes one in every county. Child protection services usually are provided by state workers, but in some states the services are provided by county employees under state supervision. Many agencies, often private and non-profit, provide prevention services to families at risk of abusive behavior, or to families as part of a treatment plan. When children cannot safely remain with their families they are placed in foster care. Many children return to their families without further incidence. Those that cannot return may remain in foster care until age 18, or may be adopted. All of these options and interventions comprise a state's child welfare system

^{xi} Valiquette, M. (2009, June). Survey of Child Death Review Teams. (E. C. Matters, Interviewer)

xiii *Fatalities Child Maltreatment*. (2007). Retrieved May 18, 2009, from Administration for Children and Families: <http://www.acf.hhs.gov/programs/cb/pubs/cm06/chapter4.htm#child>

xiii *Statistics and Research Child Abuse and Neglect*. (n.d.). Retrieved May 18, 2009, from Administration for Children and Families: http://www.acf.hhs.gov/programs/cb/stats_research/index.htm

xiv *ibid*

^{xv} *Statistics and Research Child Abuse and Neglect*. (n.d.). Retrieved May 18, 2009, from Administration for Children and Families: http://www.acf.hhs.gov/programs/cb/stats_research/index.htm

^{xvi} *Children Who Were Subjects of a Report 2007*. (n.d.). Retrieved May 18, 2009, from Administration for Children and Families: <http://www.acf.hhs.gov/programs/cb/pubs/cm07/chapter3.htm#subjects>

xvii *National Child Abuse Statistics*. (2006). Retrieved May 18, 2009, from Childhelp: http://www.childhelp.org/uploads/h1/x6/h1x6ds5xBH2q_RPIVvyUzw/The-Department-of-Health-and-Human-Services-2006-Child-Abuse-STATS.pdf

xviii *A League Table of Child Maltreatment Deaths in Rich Nations*. (2003). Retrieved May 18, 2009, from Innocenti Report: <http://www.unicef-irc.org/publications/pdf/rep-card5e.pdf>

ix. Child and Family Service Reviews, Individual Key Findings Reports, 2001-2004. (n.d.). Retrieved May 18, 2009, from Administration for Children and Families: <http://www.acf.hhs.gov/programs/cb/cwmonitoring/index.htm#cfsr>

^{xx} *Child Fatalities 2006-2007, Child Maltreatment 2007*. (n.d.). Retrieved May 18, 2009, from Administration for Children and Families: http://www.acf.hhs.gov/programs/cb/pubs/cm07/table4_1.htm

xxi *National Data Analysis System*. (n.d.). Retrieved May 18, 2009, from Child Welfare League of America: http://ndas.cwla.org/data_stats/access/predefined/Report.asp?PageMode=1&%20ReportID=298&%20GUID={CB25E22B-2172-4642-932C-D7D6B48EA02C}#Table

^{xxii} *National Data Analysis System*. (n.d.). Retrieved May 18, 2009, from Child Welfare League of America: http://ndas.cwla.org/data_stats/access/predefined/Report.asp?PageMode=1&%20ReportID=298&%20GUID={CB25E22B-2172-4642-932C-D7D6B48EA02C}#Table

xxiii Cotton, E. E. (2006). *Administrative Case Review Project, Clark County Nevada*. Retrieved May 18, 2009, from http://www.youthlaw.org/fileadmin/ncyl/youthlaw/litigation/Clark_K.2/Ed_Cotton_Report.pdf

^{xxiv} *May 2008 National Occupational Employment and Wage Estimates*. (2008, May). Retrieved May 18, 2009, from Bureau of Labor Statistics: http://www.bls.gov/oes/2008/may/oes_nat.htm#b49-0000

xxx Three recent articles illustrate this hindrance confidentiality laws have created: Boston Globe, "Vermont gets 'F' for transparency on child abuse role", 4/29/08, http://www.boston.com/news/local/vermont/articles/2008/04/29/vermont_gets_f_for_transparency_on_child_abuse_role/; Milwaukee Journal-Sentinel, "State too secret on children, groups say. Little transparency in death cases stifles reform, report notes", 5/1/08, <http://www.jsonline.com/news/wisconsin/29490064.html>; Philadelphia Inquirer, "NJ --Editorial: The faces of child abuse", 8/4/09, http://www.philly.com/inquirer/opinion/20090804_Editorial__The_faces_of_child_abuse.html.

^{xviii} *America's Children, How Are They Doing?* (2005). Retrieved May 18, 2009, from American Humane Association: <http://www.americanhumane.org/about-us/newsroom/fact-sheets/americas-children.html>

xxviii *Children in Poverty*. (2007). Retrieved May 18, 2009, from Kids Count Data Center: <http://datacenter.kidscount.org/data/acrossstates/Rankings.aspx?loct=2&by=a&order=a&ind=43&dtm=321&tf=18>

xviii US Department of Health and Human Services Administration for Children, Youth and Families. (2009, April). Retrieved May 18, 2009, from Child Abuse and Neglect Fatalities: Statistics and Interventions: www.childwelfare.gov

xxx Wang, C.-T., & Holton, J. P. (2007, September). *Total Estimated Cost of Child Abuse and Neglect in the United States*. Retrieved May 18, 2009, from Prevent Child Abuse America: http://member.preventchildabuse.org/site/DocServer/cost_analysis.pdf?docID=144

CHILD ABUSE AND NEGLECT DEATH – BY STATE

	2007		2001	
State	Deaths	Rate	Deaths	Rate
Alabama	23	2.05	24	2.14
Alaska	4	2.18	4	2.07
Arizona	28	1.72	13	0.92
Arkansas	20	2.87	22	3.22
California	184	1.96	n/a	n/a
Colorado	28	2.39	20	1.77
Connecticut	4	0.48	8	0.95
Delaware	0	0	2	1.02
Florida	153	3.79	91	2.44
Georgia	61	2.46	48	2.17
Hawaii	4	1.41	3	1.01
Idaho	1	0.25	4	1.07
Illinois	74	2.31	79	2.43
Indiana	53	3.35	46	2.92
Iowa	5	0.70	15	2.05
Kansas	10	1.44	7	0.98
Kentucky	41	4.09	37	3.71
Louisiana	27	2.53	33	2.71
Maine	1	0.35	2	0.66
Maryland	n/a	n/a	27	1.97
Massachusetts	n/a	n/a	19	1.27
Michigan	n/a	n/a	n/a	n/a
Minnesota	17	1.35	16	1.23
Mississippi	19	2.49	5	0.64
Missouri	50	3.51	33	2.31
Montana	1	0.46	4	1.74
Nebraska	16	3.59	9	2.00
Nevada	21	3.28	4	0.74
New Hampshire	5	1.65	1	0.32
New Jersey	33	1.59	33	1.58
New Mexico	7	1.41	5	0.98
New York	96	2.15	78	1.67
North Carolina	n/a	n/a	24	1.21
North Dakota	1	0.70	1	0.63
Ohio	90	3.24	80	2.78
Oklahoma	31	3.48	33	3.70
Oregon	12	1.4	8	0.93
Pennsylvania	47	1.67	48	1.65
Rhode Island	0	0	5	2.01
South Carolina	19	1.81	23	2.26
South Dakota	8	4.08	2	0.99
Tennessee	44	3.01	13	0.92
Texas	228	3.51	206	3.43
Utah	11	1.38	11	1.51
Vermont	3	2.24	1	0.68
Virginia	31	1.70	36	2.05
Washington	27	1.77	16	1.04
West Virginia	12	3.09	16	4.01
Wisconsin	22	1.66	17	1.24
Wyoming	2	1.63	1	0.78

Rate: Per 100,000 children.

Source: *Child Maltreatment 2007* – U.S. Department of Health and Human Services; Administration for Children and Families

CHILD ABUSE AND NEGLECT DEATH – BY RATE OF DEATH

	2007		2001	
State	Deaths	Rate	Deaths	Rate
Kentucky	41	4.09	37	3.71
South Dakota	8	4.08	2	0.99
Florida	153	3.79	91	2.44
Nebraska	16	3.59	9	2
Missouri	50	3.51	33	2.31
Texas	228	3.51	206	3.43
Oklahoma	31	3.48	33	3.7
Indiana	53	3.35	46	2.92
Nevada	21	3.28	4	0.74
Ohio	90	3.24	80	2.78
West Virginia	12	3.09	16	4.01
Tennessee	44	3.01	13	0.92
Arkansas	20	2.87	22	3.22
Louisiana	27	2.53	33	2.71
Mississippi	19	2.49	5	0.64
Georgia	61	2.46	48	2.17
Colorado	28	2.39	20	1.77
Illinois	74	2.31	79	2.43
Vermont	3	2.24	1	0.68
Alaska	4	2.18	4	2.07
New York	96	2.15	78	1.67
Alabama	23	2.05	24	2.14
California	184	1.96	n/a	n/a
South Carolina	19	1.81	23	2.26
Washington	27	1.77	16	1.04
Arizona	28	1.72	13	0.92
Virginia	31	1.70	36	2.05
Pennsylvania	47	1.67	48	1.65
Wisconsin	22	1.66	17	1.24
New Hampshire	5	1.65	1	0.32
Wyoming	2	1.63	1	0.78
New Jersey	33	1.59	33	1.58
Kansas	10	1.44	7	0.98
Hawaii	4	1.41	3	1.01
New Mexico	7	1.41	5	0.98
Oregon	12	1.40	8	0.93
Utah	11	1.38	11	1.51
Minnesota	17	1.35	16	1.23
Iowa	5	0.70	15	2.05
North Dakota	1	0.70	1	0.63
Connecticut	4	0.48	8	0.95
Montana	1	0.46	4	1.74
Maine	1	0.35	2	0.66
Idaho	1	0.25	4	1.07
Delaware	0	0	2	1.02
Rhode Island	0	0	5	2.01
Maryland	n/a	n/a	27	1.97
Massachusetts	n/a	n/a	19	1.27
Michigan	n/a	n/a	n/a	n/a
North Carolina	n/a	n/a	24	1.21

Rate: Per 100,000 children.

Source: *Child Maltreatment 2007* – U.S. Department of Health and Human Services; Administration for Children and Families

CHILDREN IN POVERTY – BY STATE

	2008				2001		
State	Poverty	Rate	Rank		Poverty	Rate	Rank
Alabama	265,000	23.7	47		253,000	22.6	46
Alaska	17,000	9.6	3		17,000	9.0	3
Arizona	454,000	26.2	50		280,000	19.9	39
Arkansas	147,000	20.8	37		144,000	21.2	45
California	1,898,000	20.2	35		1,732,000	18.6	36
Colorado	174,000	14.4	15		143,000	12.7	14
Connecticut	83,000	10.2	6		82,000	9.7	4
Delaware	28,000	13.6	10		26,000	13.3	21
Florida	735,000	18.3	26		652,000	17.6	33
Georgia	542,000	21.5	39		355,000	15.9	31
Hawaii	41,000	14.3	13		42,000	14.5	25
Idaho	71,000	17.2	24		56,000	15.0	28
Illinois	613,000	19.3	29		474,000	14.6	27
Indiana	370,000	23.3	44		185,000	11.7	10
Iowa	98,000	13.8	11		89,000	12.3	12
Kansas	120,000	17.1	21		85,000	12.0	11
Kentucky	247,000	24.4	48		183,000	18.4	35
Louisiana	261,000	23.3	44		327,000	27.2	50
Maine	47,000	17.1	21		29,000	9.7	4
Maryland	133,000	10.0	5		149,000	10.9	9
Massachusetts	248,000	17.1	21		161,000	10.7	8
Michigan	454,000	19.1	28		352,000	13.6	22
Minnesota	191,000	15.6	18		125,000	9.7	4
Mississippi	183,000	23.5	46		198,000	25.7	49
Missouri	263,000	18.7	27		224,000	15.7	30
Montana	42,000	19.3	29		45,000	19.9	39
Nebraska	74,000	16.2	19		59,000	13.2	20
Nevada	111,000	16.5	20		81,000	15.1	29
New Hampshire	25,000	8.6	1		21,000	6.7	1
New Jersey	280,000	13.8	11		209,000	10.0	7
New Mexico	132,000	25.9	49		117,000	23.4	48
New York	881,000	20.3	36		865,000	18.6	36
North Carolina	446,000	19.4	32		399,000	19.9	39
North Dakota	25,000	17.2	24		20,000	12.9	16
Ohio	575,000	21.0	38		416,000	14.5	25
Oklahoma	196,000	21.8	41		176,000	19.9	39
Oregon	124,000	14.3	13		153,000	18.0	34
Pennsylvania	424,000	15.4	17		418,000	14.4	24
Rhode Island	45,000	19.3	29		43,000	17.3	32
South Carolina	211,000	19.8	33		197,000	19.4	38
South Dakota	39,000	20.0	34		26,000	13.0	17
Tennessee	314,000	21.6	40		285,000	20.3	43
Texas	1,565,000	23.1	43		1,239,000	20.7	44
Utah	76,000	8.8	2		64,000	8.8	2
Vermont	13,000	9.8	4		19,000	13.1	19
Virginia	275,000	14.8	16		219,000	12.5	13
Washington	204,000	13.2	9		209,000	13.8	23
West Virginia	84,000	21.8	41		90,000	22.8	47
Wisconsin	174,000	13.1	8		177,000	13.0	17
Wyoming	17,000	12.8	7		16,000	12.7	14

Rate: Per 100 children (lowest number in rank indicates best outcome).

Source: *Child Maltreatment 2007* – U.S. Department of Health and Human Services; Administration for Children and Families

CHILDREN IN POVERTY – BY RATE

	2008				2001		
State	Poverty	Rate	Rank		Poverty	Rate	Rank
New Hampshire	25,000	8.6	1		21,000	6.7	1
Utah	76,000	8.8	2		64,000	8.8	2
Alaska	17,000	9.6	3		17,000	9.0	3
Vermont	13,000	9.8	4		19,000	13.1	19
Maryland	133,000	10.0	5		149,000	10.9	9
Connecticut	83,000	10.2	6		82,000	9.7	4
Wyoming	17,000	12.8	7		16,000	12.7	14
Wisconsin	174,000	13.1	8		177,000	13.0	17
Washington	204,000	13.2	9		209,000	13.8	23
Delaware	28,000	13.6	10		26,000	13.3	21
Iowa	98,000	13.8	11		89,000	12.3	12
New Jersey	280,000	13.8	11		209,000	10.0	7
Hawaii	41,000	14.3	13		42,000	14.5	25
Oregon	124,000	14.3	13		153,000	18.0	34
Colorado	174,000	14.4	15		143,000	12.7	14
Virginia	275,000	14.8	16		219,000	12.5	13
Pennsylvania	424,000	15.4	17		418,000	14.4	24
Minnesota	191,000	15.6	18		125,000	9.7	4
Nebraska	74,000	16.2	19		59,000	13.2	20
Nevada	111,000	16.5	20		81,000	15.1	29
Kansas	120,000	17.1	21		85,000	12.0	11
Maine	47,000	17.1	21		29,000	9.7	4
Massachusetts	248,000	17.1	21		161,000	10.7	8
Idaho	71,000	17.2	24		56,000	15.0	28
North Dakota	25,000	17.2	24		20,000	12.9	16
Florida	735,000	18.3	26		652,000	17.6	33
Missouri	263,000	18.7	27		224,000	15.7	30
Michigan	454,000	19.1	28		352,000	13.6	22
Illinois	613,000	19.3	29		474,000	14.6	27
Montana	42,000	19.3	29		45,000	19.9	39
Rhode Island	45,000	19.3	29		43,000	17.3	32
North Carolina	446,000	19.4	32		399,000	19.9	39
South Carolina	211,000	19.8	33		197,000	19.4	38
South Dakota	39,000	20.0	34		26,000	13.0	17
California	1,898,000	20.2	35		1,732,000	18.6	36
New York	881,000	20.3	36		865,000	18.6	36
Arkansas	147,000	20.8	37		144,000	21.2	45
Ohio	575,000	21.0	38		416,000	14.5	25
Georgia	542,000	21.5	39		355,000	15.9	31
Tennessee	314,000	21.6	40		285,000	20.3	43
Oklahoma	196,000	21.8	41		176,000	19.9	39
West Virginia	84,000	21.8	41		90,000	22.8	47
Texas	1,565,000	23.1	43		1,239,000	20.7	44
Indiana	370,000	23.3	44		185,000	11.7	10
Louisiana	261,000	23.3	44		327,000	27.2	50
Mississippi	183,000	23.5	46		198,000	25.7	49
Alabama	265,000	23.7	47		253,000	22.6	46
Kentucky	247,000	24.4	48		183,000	18.4	35
New Mexico	132,000	25.9	49		117,000	23.4	48
Arizona	454,000	26.2	50		280,000	19.9	39

Rate: Per 100 children (lowest number in rank indicates best outcome).

Source: *Child Maltreatment 2007* – U.S. Department of Health and Human Services; Administration for Children and Families

DOLLARS SPENT TO ADDRESS ABUSE AND NEGLECT—BY STATE

State	Per Child	Total Child Welfare \$	Rank
Alabama	\$252.48	\$276,352,972	27
Alaska	\$453.53	\$85,368,304	5
Arizona	\$208.23	\$322,184,769	35
Arkansas	\$145.90	\$98,705,298	43
California	\$341.92	\$3,281,249,000	15
Colorado	\$337.19	\$397,510,459	16
Connecticut	\$415.87	\$348,824,308	8
Delaware	\$255.67	\$49,474,343	25
Florida	\$222.32	\$890,010,599	33
Georgia	\$187.17	\$436,593,939	38
Hawaii	\$318.00	\$94,984,135	19
Idaho	\$159.16	\$59,274,405	41
Illinois	\$383.93	\$1,243,211,566	9
Indiana	\$96.53	\$154,481,072	49
Iowa	\$477.35	\$324,807,686	4
Kansas	\$336.18	\$229,779,303	17
Kentucky	\$375.43	\$367,994,212	12
Louisiana	\$184.77	\$215,250,308	39
Maine	\$151.34	\$42,697,169	42
Maryland	\$303.70	\$423,606,082	21
Massachusetts	\$449.95	\$658,817,795	7
Michigan	\$304.49	\$771,416,636	20
Minnesota	\$242.49	\$300,757,316	29
Mississippi	\$109.76	\$82,270,401	48
Missouri	\$381.38	\$528,035,597	11
Montana	\$221.15	\$46,020,588	34
Nebraska	\$382.03	\$166,017,977	10
Nevada	\$131.33	\$79,271,463	45
New Hampshire	\$254.35	\$77,574,603	26
New Jersey	\$235.53	\$507,810,949	31
New Mexico	\$189.50	\$93,287,365	36
New York	\$452.08	\$2,067,066,079	6
North Carolina	\$124.06	\$262,829,973	47
North Dakota	\$302.40	\$42,020,682	22
Ohio	\$188.75	\$524,575,357	37
Oklahoma	\$236.22	\$203,121,755	30
Oregon	\$369.36	\$314,828,666	13
Pennsylvania	\$506.70	\$1,437,507,211	3
Rhode Island	\$797.94	\$194,549,091	1
South Carolina	\$60.35	\$61,841,677	50
South Dakota	\$252.25	\$48,147,301	28
Tennessee	\$324.54	\$451,524,310	18
Texas	\$131.81	\$826,045,438	44
Utah	\$171.85	\$127,189,471	40
Vermont	\$579.41	\$78,159,179	2
Virginia	\$126.74	\$228,747,579	46
Washington	\$291.35	\$432,948,513	24
West Virginia	\$358.06	\$137,724,395	14
Wisconsin	\$294.30	\$384,937,354	23
Wyoming	\$233.31	\$27,281,167	32

DOLLARS SPENT TO ADDRESS ABUSE AND NEGLECT—BY RANK

State	Per Child	Total Child Welfare \$	Rank
Rhode Island	\$797.94	\$194,549,091	1
Vermont	\$579.41	\$78,159,179	2
Pennsylvania	\$506.70	\$1,437,507,211	3
Iowa	\$477.35	\$324,807,686	4
Alaska	\$453.53	\$85,368,304	5
New York	\$452.08	\$2,067,066,079	6
Massachusetts	\$449.95	\$658,817,795	7
Connecticut	\$415.87	\$348,824,308	8
Illinois	\$383.93	\$1,243,211,566	9
Nebraska	\$382.03	\$166,017,977	10
Missouri	\$381.38	\$528,035,597	11
Kentucky	\$375.43	\$367,994,212	12
Oregon	\$369.36	\$314,828,666	13
West Virginia	\$358.06	\$137,724,395	14
California	\$341.92	\$3,281,249,000	15
Colorado	\$337.19	\$397,510,459	16
Kansas	\$336.18	\$229,779,303	17
Tennessee	\$324.54	\$451,524,310	18
Hawaii	\$318.00	\$94,984,135	19
Michigan	\$304.49	\$771,416,636	20
Maryland	\$303.70	\$423,606,082	21
North Dakota	\$302.40	\$42,020,682	22
Wisconsin	\$294.30	\$384,937,354	23
Washington	\$291.35	\$432,948,513	24
Delaware	\$255.67	\$49,474,343	25
New Hampshire	\$254.35	\$77,574,603	26
Alabama	\$252.48	\$276,352,972	27
South Dakota	\$252.25	\$48,147,301	28
Minnesota	\$242.49	\$300,757,316	29
Oklahoma	\$236.22	\$203,121,755	30
New Jersey	\$235.53	\$507,810,949	31
Wyoming	\$233.31	\$27,281,167	32
Florida	\$222.32	\$890,010,599	33
Montana	\$221.15	\$46,020,588	34
Arizona	\$208.23	\$322,184,769	35
New Mexico	\$189.50	\$93,287,365	36
Ohio	\$188.75	\$524,575,357	37
Georgia	\$187.17	\$436,593,939	38
Louisiana	\$184.77	\$215,250,308	39
Utah	\$171.85	\$127,189,471	40
Idaho	\$159.16	\$59,274,405	41
Maine	\$151.34	\$42,697,169	42
Arkansas	\$145.90	\$98,705,298	43
Texas	\$131.81	\$826,045,438	44
Nevada	\$131.33	\$79,271,463	45
Virginia	\$126.74	\$228,747,579	46
North Carolina	\$124.06	\$262,829,973	47
Mississippi	\$109.76	\$82,270,401	48
Indiana	\$96.53	\$154,481,072	49
South Carolina	\$60.35	\$61,841,677	50

DOLLARS SPENT PER CAPITA TO ADDRESS ABUSE & NEGLECT—BY STATE

State	Per Capita	Total Child	Rank
Alabama	\$61.68	\$276,352,972	30
Alaska	\$129.02	\$85,368,304	3
Arizona	\$56.09	\$322,184,769	34
Arkansas	\$35.99	\$98,705,298	46
California	\$121.16	\$3,281,249,000	5
Colorado	\$97.96	\$397,510,459	12
Connecticut	\$100.18	\$348,824,308	10
Delaware	\$59.78	\$49,474,343	31
Florida	\$51.72	\$890,010,599	37
Georgia	\$49.54	\$436,593,939	39
Hawaii	\$75.73	\$94,984,135	23
Idaho	\$42.59	\$59,274,405	43
Illinois	\$98.04	\$1,243,211,566	11
Indiana	\$65.19	\$154,481,072	28
Iowa	\$110.25	\$324,807,686	7
Kansas	\$84.14	\$229,779,303	17
Kentucky	\$88.89	\$367,994,212	16
Louisiana	\$47.96	\$215,250,308	41
Maine	\$31.88	\$42,697,169	48
Maryland	\$79.26	\$423,606,082	20
Massachusetts	\$102.40	\$658,817,795	9
Michigan	\$80.16	\$771,416,636	19
Minnesota	\$110.83	\$300,757,316	6
Mississippi	\$28.82	\$82,270,401	49
Missouri	\$91.93	\$528,035,597	14
Montana	\$49.66	\$46,020,588	38
Nebraska	\$95.20	\$166,017,977	13
Nevada	\$34.02	\$79,271,463	47
New Hampshire	\$68.44	\$77,574,603	27
New Jersey	\$58.77	\$507,810,949	32
New Mexico	\$49.30	\$93,287,365	40
New York	\$107.33	\$2,067,066,079	8
North Carolina	\$43.12	\$262,829,973	42
North Dakota	\$70.46	\$42,020,682	24
Ohio	\$81.37	\$524,575,357	18
Oklahoma	\$57.76	\$203,121,755	33
Oregon	\$90.31	\$314,828,666	15
Pennsylvania	\$137.89	\$1,437,507,211	2
Rhode Island	\$181.34	\$194,549,091	1
South Carolina	\$14.72	\$61,841,677	50
South Dakota	\$62.20	\$48,147,301	29
Tennessee	\$76.37	\$451,524,310	21
Texas	\$37.26	\$826,045,438	44
Utah	\$52.54	\$127,189,471	36
Vermont	\$126.31	\$78,159,179	4
Virginia	\$37.24	\$228,747,579	45
Washington	\$69.94	\$432,948,513	25
West Virginia	\$76.32	\$137,724,395	22
Wisconsin	\$69.86	\$384,937,354	26
Wyoming	\$54.21	\$27,281,167	35

DOLLARS SPENT PER CAPITA TO ADDRESS ABUSE AND NEGLECT—BY RANK

State	Per Capita	Total Child Welfare \$	Rank
Rhode Island	\$181.34	\$194,549,091	1
Pennsylvania	\$137.89	\$1,437,507,211	2
Alaska	\$129.02	\$85,368,304	3
Vermont	\$126.31	\$78,159,179	4
California	\$121.16	\$3,281,249,000	5
Minnesota	\$110.83	\$300,757,316	6
Iowa	\$110.25	\$324,807,686	7
New York	\$107.33	\$2,067,066,079	8
Massachusetts	\$102.40	\$658,817,795	9
Connecticut	\$100.18	\$348,824,308	10
Illinois	\$98.04	\$1,243,211,566	11
Colorado	\$97.96	\$397,510,459	12
Nebraska	\$95.20	\$166,017,977	13
Missouri	\$91.93	\$528,035,597	14
Oregon	\$90.31	\$314,828,666	15
Kentucky	\$88.89	\$367,994,212	16
Kansas	\$84.14	\$229,779,303	17
Ohio	\$81.37	\$524,575,357	18
Michigan	\$80.16	\$771,416,636	19
Maryland	\$79.26	\$423,606,082	20
Tennessee	\$76.37	\$451,524,310	21
West Virginia	\$76.32	\$137,724,395	22
Hawaii	\$75.73	\$94,984,135	23
North Dakota	\$70.46	\$42,020,682	24
Washington	\$69.94	\$432,948,513	25
Wisconsin	\$69.86	\$384,937,354	26
New Hampshire	\$68.44	\$77,574,603	27
Indiana	\$65.19	\$154,481,072	28
South Dakota	\$62.20	\$48,147,301	29
Alabama	\$61.68	\$276,352,972	30
Delaware	\$59.78	\$49,474,343	31
New Jersey	\$58.77	\$507,810,949	32
Oklahoma	\$57.76	\$203,121,755	33
Arizona	\$56.09	\$322,184,769	34
Wyoming	\$54.21	\$27,281,167	35
Utah	\$52.54	\$127,189,471	36
Florida	\$51.72	\$890,010,599	37
Montana	\$49.66	\$46,020,588	38
Georgia	\$49.54	\$436,593,939	39
New Mexico	\$49.30	\$93,287,365	40
Louisiana	\$47.96	\$215,250,308	41
North Carolina	\$43.12	\$262,829,973	42
Idaho	\$42.59	\$59,274,405	43
Texas	\$37.26	\$826,045,438	44
Virginia	\$37.24	\$228,747,579	45
Arkansas	\$35.99	\$98,705,298	46
Nevada	\$34.02	\$79,271,463	47
Maine	\$31.88	\$42,697,169	48
Mississippi	\$28.82	\$82,270,401	49
South Carolina	\$14.72	\$61,841,677	50

SUBSTANTIATED CASES OF CHILD ABUSE OR NEGLECT: BY STATE

	2007			2001	
State	Substantiated Cases	Rate		Substantiated Cases	Rate
Alabama	9,247	8.2		9,229	8.2
Alaska	3,138	17.2		15,947	82.6
Arizona	4,025	2.4		5,389	3.8
Arkansas	9,847	14.1		6,927	10.1
California	88,319	9.4		128,251	13.6
Colorado	10,588	8.9		4,837	4.3
Connecticut	9,875	12.0		12,120	14.4
Delaware	2,116	10.3		1,666	8.5
Florida	53,484	13.2		124,134	33.3
Georgia	35,729	14.1		36,744	16.6
Hawaii	2,075	7.3		3,930	13.2
Idaho	1,582	3.9		3,557	9.5
Illinois	31,058	9.7		27,557	8.5
Indiana	18,380	11.6		21,128	13.4
Iowa	14,051	19.8		12,792	17.5
Kansas	2,272	3.3		7,308	10.2
Kentucky	18,778	18.7		16,544	16.6
Louisiana	9,468	8.8		11,158	9.2
Maine	4,118	14.7		4,355	14.4
Maryland	14,603	10.8		19,750	14.4
Massachusetts	37,690	26.3		33,218	22.1
Michigan	24,603	10.1		28,475	11.0
Minnesota	6,847	5.4		9,840	7.6
Mississippi	7,002	9.1		4,556	5.9
Missouri	7,235	5.1		9,237	6.5
Montana	1,886	8.6		1,935	8.4
Nebraska	4,108	9.2		3,314	7.4
Nevada	5,417	8.2		4,939	9.2
New Hampshire	912	3.1		1,102	3.5
New Jersey	7,543	3.7		8,514	4.1
New Mexico	6,065	12.1		6,929	13.6
New York	83,502	18.9		77,860	16.6
North Carolina	25,976	11.7		36,601	18.4
North Dakota	1,288	9.0		1,359	8.5
Ohio	38,484	14.0		51,031	17.7
Oklahoma	13,179	14.7		13,698	15.3
Oregon	11,552	13.4		9,011	10.5
Pennsylvania	4,177	1.5		4,784	1.6
Rhode Island	3,857	16.5		3,319	13.3
South Carolina	12,762	12.0		11,199	11.0
South Dakota	1,485	7.5		3,707	18.3
Tennessee	16,059	10.9		9,571	6.8
Texas	71,111	10.7		44,623	7.4
Utah	13,611	16.7		10,200	14.0
Vermont	872	6.6		1,139	7.7
Virginia	6,413	3.5		9,873	5.6
Washington	6,984	4.5		6,010	3.9
West Virginia	7,109	18.4		7,907	19.8
Wisconsin	7,856	5.9		11,917	8.7
Wyoming	772	6.2		990	7.7

Rate: Per 1,000 children.

Source: *Child Maltreatment 2007* – U.S. Department of Health and Human Services; Administration for Children and Families

SUBSTANTIATED CASES OF CHILD ABUSE OR NEGLECT: BY RANK

	2007			2001	
State	Substantiated Cases	Rate		Substantiated Cases	Rate
Massachusetts	37,690	26.3		33,218	22.1
Iowa	14,051	19.8		12,792	17.5
New York	83,502	18.9		77,860	16.6
Kentucky	18,778	18.7		16,544	16.6
West Virginia	7,109	18.4		7,907	19.8
Alaska	3,138	17.2		15,947	82.6
Utah	13,611	16.7		10,200	14.0
Rhode Island	3,857	16.5		3,319	13.3
Maine	4,118	14.7		4,355	14.4
Oklahoma	13,179	14.7		13,698	15.3
Arkansas	9,847	14.1		6,927	10.1
Georgia	35,729	14.1		36,744	16.6
Ohio	38,484	14.0		51,031	17.7
Oregon	11,552	13.4		9,011	10.5
Florida	53,484	13.2		124,134	33.3
New Mexico	6,065	12.1		6,929	13.6
Connecticut	9,875	12.0		12,120	14.4
South Carolina	12,762	12.0		11,199	11.0
North Carolina	25,976	11.7		36,601	18.4
Indiana	18,380	11.6		21,128	13.4
Tennessee	16,059	10.9		9,571	6.8
Maryland	14,603	10.8		19,750	14.4
Texas	71,111	10.7		44,623	7.4
Delaware	2,116	10.3		1,666	8.5
Michigan	24,603	10.1		28,475	11.0
Illinois	31,058	9.7		27,557	8.5
California	88,319	9.4		128,251	13.6
Nebraska	4,108	9.2		3,314	7.4
Mississippi	7,002	9.1		4,556	5.9
North Dakota	1,288	9.0		1,359	8.5
Colorado	10,588	8.9		4,837	4.3
Louisiana	9,468	8.8		11,158	9.2
Montana	1,886	8.6		1,935	8.4
Alabama	9,247	8.2		9,229	8.2
Nevada	5,417	8.2		4,939	9.2
South Dakota	1,485	7.5		3,707	18.3
Hawaii	2,075	7.3		3,930	13.2
Vermont	872	6.6		1,139	7.7
Wyoming	772	6.2		990	7.7
Wisconsin	7,856	5.9		11,917	8.7
Minnesota	6,847	5.4		9,840	7.6
Missouri	7,235	5.1		9,237	6.5
Washington	6,984	4.5		6,010	3.9
Idaho	1,582	3.9		3,557	9.5
New Jersey	7,543	3.7		8,514	4.1
Virginia	6,413	3.5		9,873	5.6
Kansas	2,272	3.3		7,308	10.2
New Hampshire	912	3.1		1,102	3.5
Arizona	4,025	2.4		5,389	3.8
Pennsylvania	4,177	1.5		4,784	1.6

Rate: Per 1,000 children.

Source: *Child Maltreatment 2007* – U.S. Department of Health and Human Services; Administration for Children and Families

Research Methods & Resources

Researchers compiled the *We Can Do Better Report: Child Abuse and Neglect Deaths in America* report using data obtained from *Child Maltreatment 2007*, which was produced by the U.S. Department of Health and Human Services' Administration for Children and Families.

The *Child Maltreatment 2007* report, now in its 18th edition, presents national data about child abuse and neglect known to Child Protective Services (CFS) agencies in the United States during Federal fiscal year (FFY) 2007. The data were collected and analyzed through the National Child Abuse and Neglect Data System (NCANDS) supported by the Children's Bureau.

The reporting period for *Child Maltreatment 2007* was October 1, 2006 – September 30, 2007. States that submit case-level data, construct a child-specific record for each report of alleged child abuse or neglect that received a disposition as a result of an investigation or an assessment during the reporting period. This data file is called the Child File.

The population of 48 states that submitted Child Files accounts for approximately 70 million children or 94 percent of the nation's child population younger than 18 years.

Additional data was obtained from the 2009 Current Population Survey (CPS), a monthly survey that the U.S. Census Bureau conducts. The CPS is a sample of 60,000 U.S. households, with data being collected by personal and telephone interviews. It provides a comprehensive body of data on the: labor force, employment, unemployment and persons not in the labor force.

We Can Do Better

EVERY CHILD *matters*
education fund
Washington D.C.

Every Child Matters Education Fund
Washington, D.C.
www.everychildmatters.org

EMBARGOED UNTIL OCTOBER 21, 2009 – 12:01 A.M. (ET)